



## Tour o The Borders 2023 Event Survey

### Contents

Tour o The Borders 2023 Event Survey .....	1
Introduction .....	2
1: Please provide your postcode. ....	2
2: How are you responding (tick all that apply)? .....	2
3: Where are you based? .....	4
4: What type of business/enterprise are you? .....	5
5: Did the event have any effect on you or your business on the day, or leading up to/after the event? .....	6
6: In your opinion is the Tour O The Borders' overall impact on the Scottish Borders region positive or negative? .....	7
7: Are you supportive of the Tour O The Borders event which takes place annually on closed roads? .....	8
8: In your opinion, what would you consider an acceptable timeframe for roads to be closed during this event? .....	9
9: Any further comments regarding the Tour O The Borders? .....	9
10: Are you happy to provide your email address so that we can contact you for further information, if required? .....	10

## Introduction

This activity<sup>1</sup> was set up on Scottish Borders Council Citizen Space to allow better understanding and a vehicle for Business and Community Engagement to inform all relevant parties and to assist in reaching a decision on the future of the Tour o the Borders closed road cycle event.

Note – these results include paper and other accessible format version of the survey as received.

The activity ran from 06/11/2023 to 09/12/2023

Responses to this survey: **597**

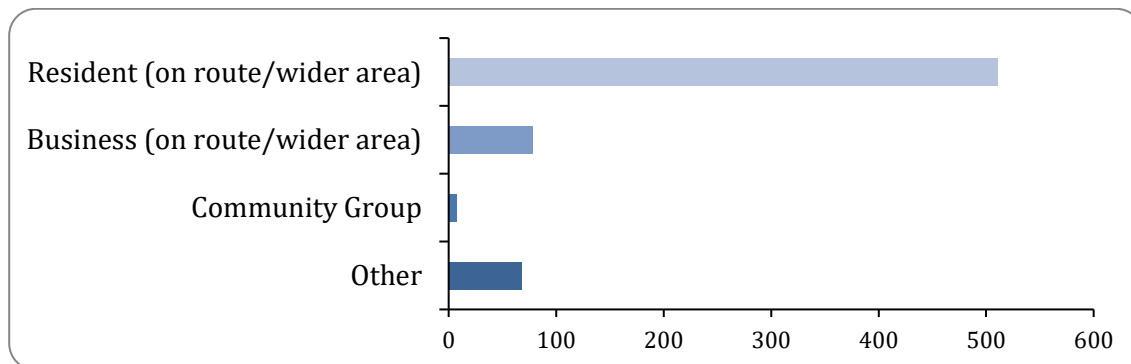
**THE SUMMARY OF THE SURVEY IS BELOW.**

### 1: Please provide your postcode.

There were 597 responses to this part of the question.

### 2: How are you responding (tick all that apply)?

There were 597 responses to this part of the question.



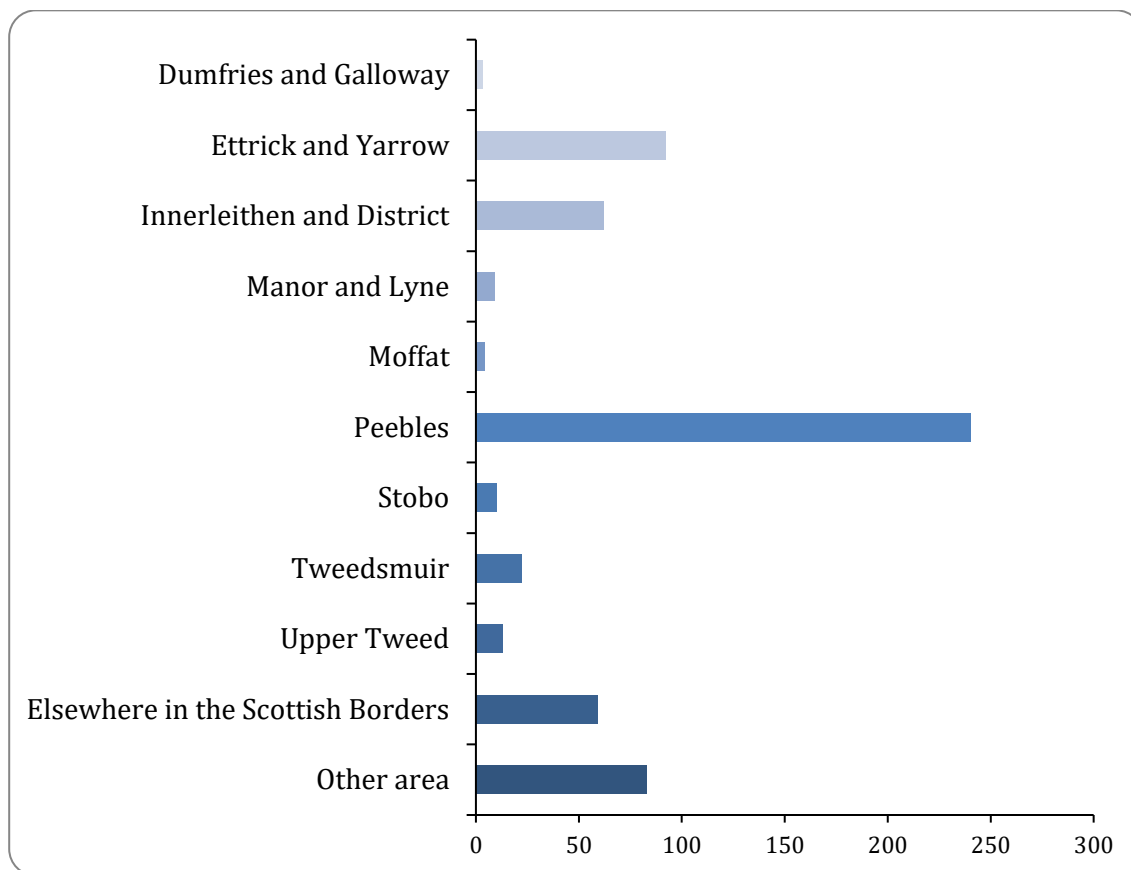
Option	Total	Percent
Resident (on route/wider area)	511	85.59%
Business (on route/wider area)	78	13.07%
Community Group	8	1.34%
Other	68	11.39%
Not Answered	0	0.00%

<sup>1</sup>This activity was designed to be indicative and informative.



### 3: Where are you based?

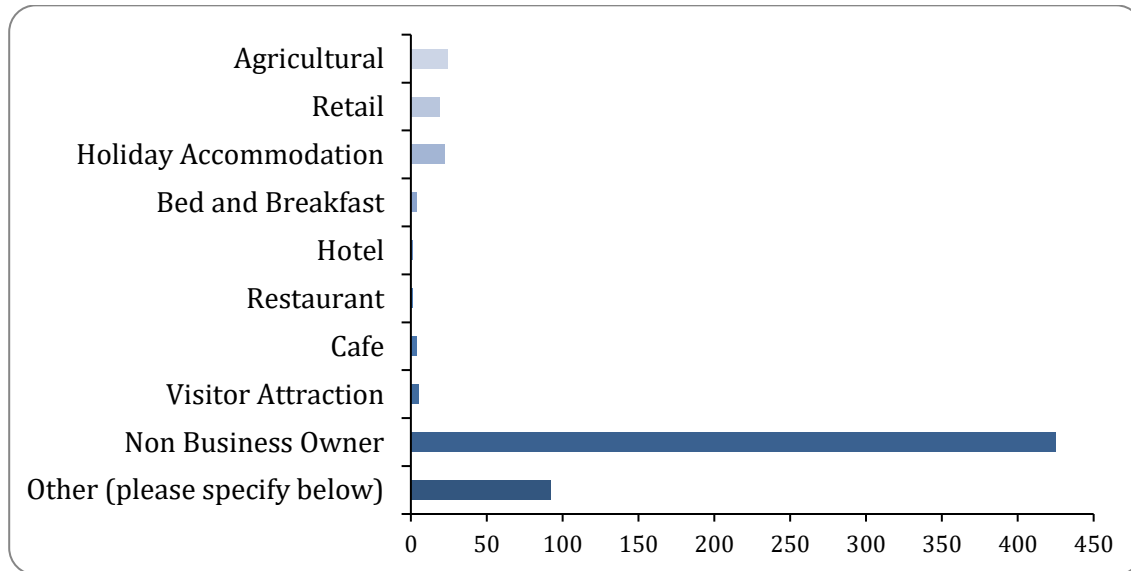
There were 597 responses to this part of the question.



Option	Total	Percent
<b>Dumfries and Galloway</b>	3	0.50%
<b>Ettrick and Yarrow</b>	92	15.41%
<b>Innerleithen and District</b>	62	10.39%
<b>Manor and Lyne</b>	9	1.51%
<b>Moffat</b>	4	0.67%
<b>Peebles</b>	240	40.20%
<b>Stobo</b>	10	1.68%
<b>Tweedsmuir</b>	22	3.69%
<b>Upper Tweed</b>	13	2.18%
<b>Elsewhere in the Scottish Borders</b>	59	9.88%
<b>Other area</b>	83	13.90%
<b>Not Answered</b>	0	0.00%

#### 4: What type of business/enterprise are you?

There were 597 responses to this part of the question.

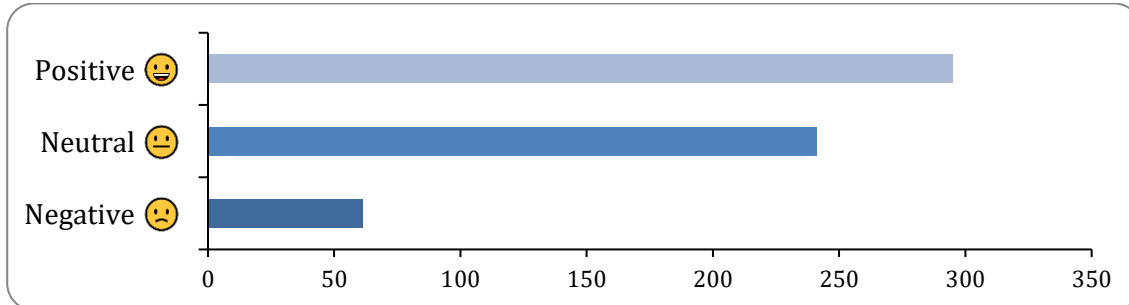


Option	Total	Percent
<b>Agricultural</b>	24	4.02%
<b>Retail</b>	19	3.18%
<b>Holiday Accommodation</b>	22	3.69%
<b>Bed and Breakfast</b>	4	0.67%
<b>Hotel</b>	1	0.17%
<b>Restaurant</b>	1	0.17%
<b>Cafe</b>	4	0.67%
<b>Visitor Attraction</b>	5	0.84%
<b>Non Business Owner</b>	425	71.19%
<b>Other (please specify below)</b>	92	15.41%
<b>Not Answered</b>	0	0.00%

## 5: Did the event have any effect on you or your business on the day, or leading up to/after the event?

### Leading up to event

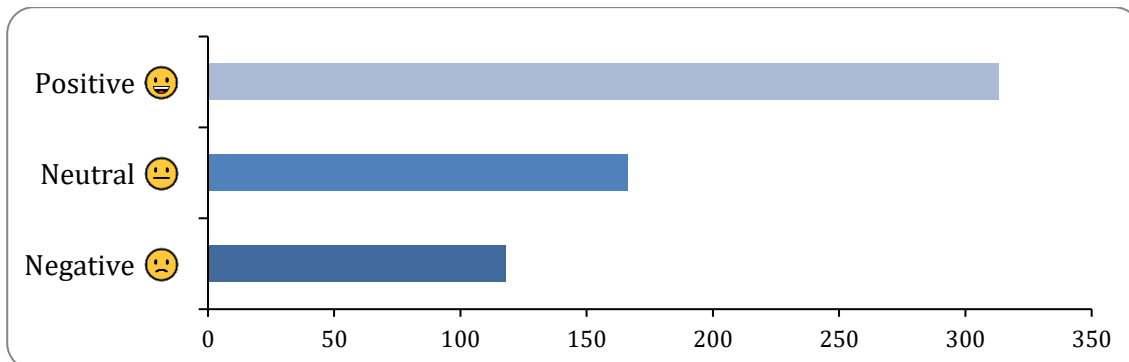
There were 597 responses to this part of the question.



Option	Total	Percent
Positive 😊	295	49.41%
Neutral 😐	241	40.37%
Negative 😞	61	10.22%
Not Answered	0	0.00%

### Day of event

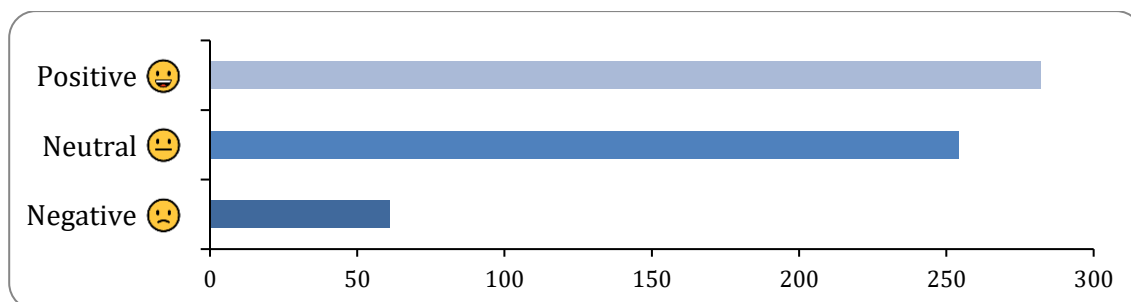
There were 597 responses to this part of the question.



Option	Total	Percent
Positive 😊	313	52.43%
Neutral 😐	166	27.81%
Negative 😞	118	19.77%
Not Answered	0	0.00%

**After event**

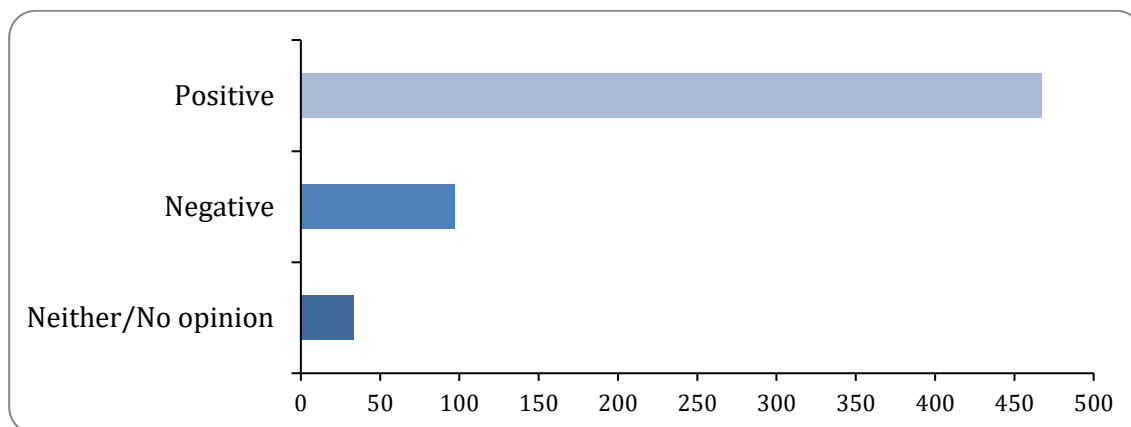
There were 597 responses to this part of the question.



Option	Total	Percent
Positive 😊	282	47.24%
Neutral 😐	254	42.55%
Negative 😞	61	10.22%
Not Answered	0	0.00%

**6: In your opinion is the Tour O The Borders’ overall impact on the Scottish Borders region positive or negative?**

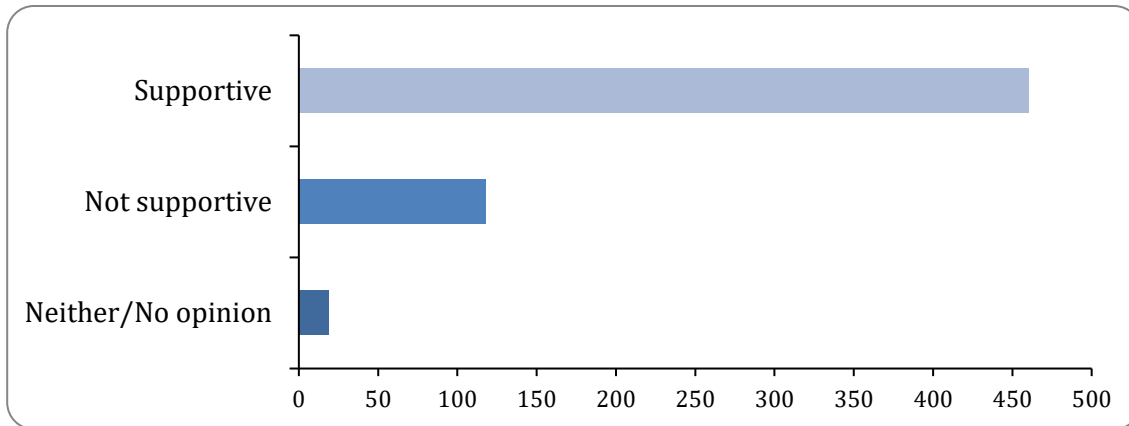
There were 597 responses to this part of the question.



Option	Total	Percent
Positive	467	78.22%
Negative	97	16.25%
Neither/No opinion	33	5.53%
Not Answered	0	0.00%

**7: Are you supportive of the Tour O The Borders event which takes place annually on closed roads?**

There were 597 responses to this part of the question.

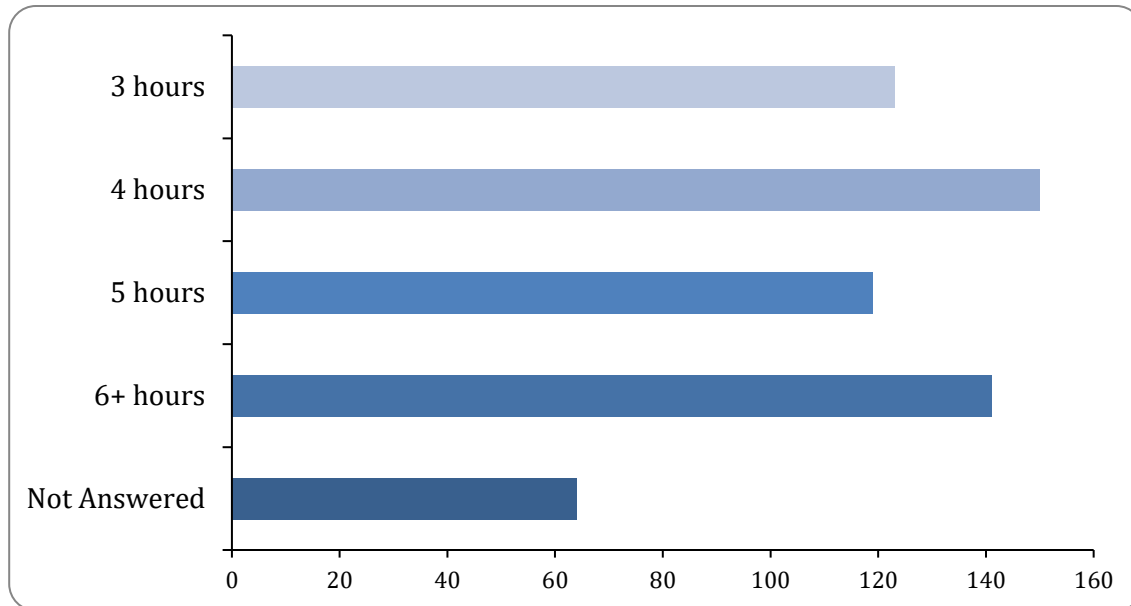


Option	Total	Percent
Supportive	460	77.05%
Not supportive	118	19.77%
Neither/No opinion	19	3.18%
Not Answered	0	0.00%



**8: In your opinion, what would you consider an acceptable timeframe for roads to be closed during this event?**

There were 533 responses to this part of the question.



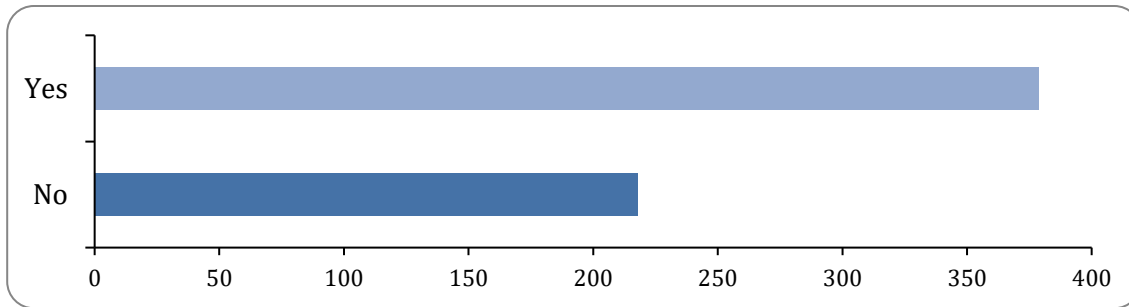
Option	Total	Percent
3 hours	123	20.60%
4 hours	150	25.13%
5 hours	119	19.93%
6+ hours	141	23.62%
Not Answered	64	10.72%

**9: Any further comments regarding the Tour O The Borders?**

There were 403 responses to this part of the question.

**10: Are you happy to provide your email address so that we can contact you for further information, if required?**

There were 597 responses to this part of the question.



Option	Total	Percent
Yes	379	63.48%
No	218	36.52%
Not Answered	0	0.00%